

GLR43302240

2-Channel 433MHz Gigalink Receiver with Mains AC supply

Features

- Supply voltage 240VAC (also available in 110-120VAC supply for international markets)
- High efficiency toroidal transformer
- High capacity output relay
- Pluggable type terminal blocks for easy installation
- Test push buttons for the relay
- Momentary, Latching and Security latching modes are all user selectable
- Optional QM150 bracket available for easy mounting to cases or walls
- Also available in an IP66 rated case for outdoor installations.

Applications

- Pump Control
- Long distance light control
- On/Off applications in agricultural devices
- Basic Telemetry eg. Water level indication
- Security alarm

Description

The GIGALINK™, GLR43302240 is the most advanced Remote Control technology available in the world today. GIGALINK™ is an invention that has revolutionised the entire Remote Control technology including Elsema's earlier version of FMT- ... and FMR- ... series. The GLR43302240 state-of-the-art invention brings a new dimension in the world of Remote Control technology in domestic, commercial and industrial applications.

The toroidal transformer on this receiver is 25-30% more efficient than the conventional types. It has a low operating temperature, low hum and low stray magnetic field.

Connecting wires to the receiver has been made easier by the pluggable type terminal block. An on board LED indicates when power is connected and an extra LED on the board to indicate when the relay is activated. There is a test button for the relay output to test your connections.

There are test buttons for each relay output and a high quality SMA RF connector is added to the antenna connection on the 433MHz for optimum performance.

The receiver's high capacity output relay is capable of switching up to 16 Amps of resistive load and up to 8 Amps of inductive load. A world first for a standalone receiver.



Four billion codes

The user can easily change the code on all the channels. Momentary joining the two CC pins on the receiver board sets all channels to one random code.

Code Programming

For code programming, please refer to the separate programming instructions.

When programming is completed and the GIGALINK cable is removed from the receiver-coding socket, the 2-way dip switch is used to select different output modes. This is described below.

Output Modes

Relay output on the receiver can function in either momentary or latching mode. By default the mode is set to momentary. Modes selectable from the 2-way dipswitch. Dipswitch 1 corresponds to relay channel 1 and dipswitch 2 corresponds to relay channel 2.

Factory Default = Momentary

Momentary - Output is active for as long as the transmitter button is pressed.

This is a standard mode on most automatic gates or garage door openers.

Latching - Output remains active until next press of the transmitter button.

Similar to switching "on" and "off" a light.

Security - Output remains active until power to the receiver is removed. Similar to security alarms

Latching and fire alarms.











Customised Software

Custom output modes can be programmed to do special functions. Call Elsema for more details.

Available with Options

| | |
|---|--|
|  |  |
| <p align="center">GLR43302240 2- Channel 240VAC Supply</p> | <p align="center">GLR43302240E 2- Channel 240VAC Supply in an IP66 rated Case</p> |

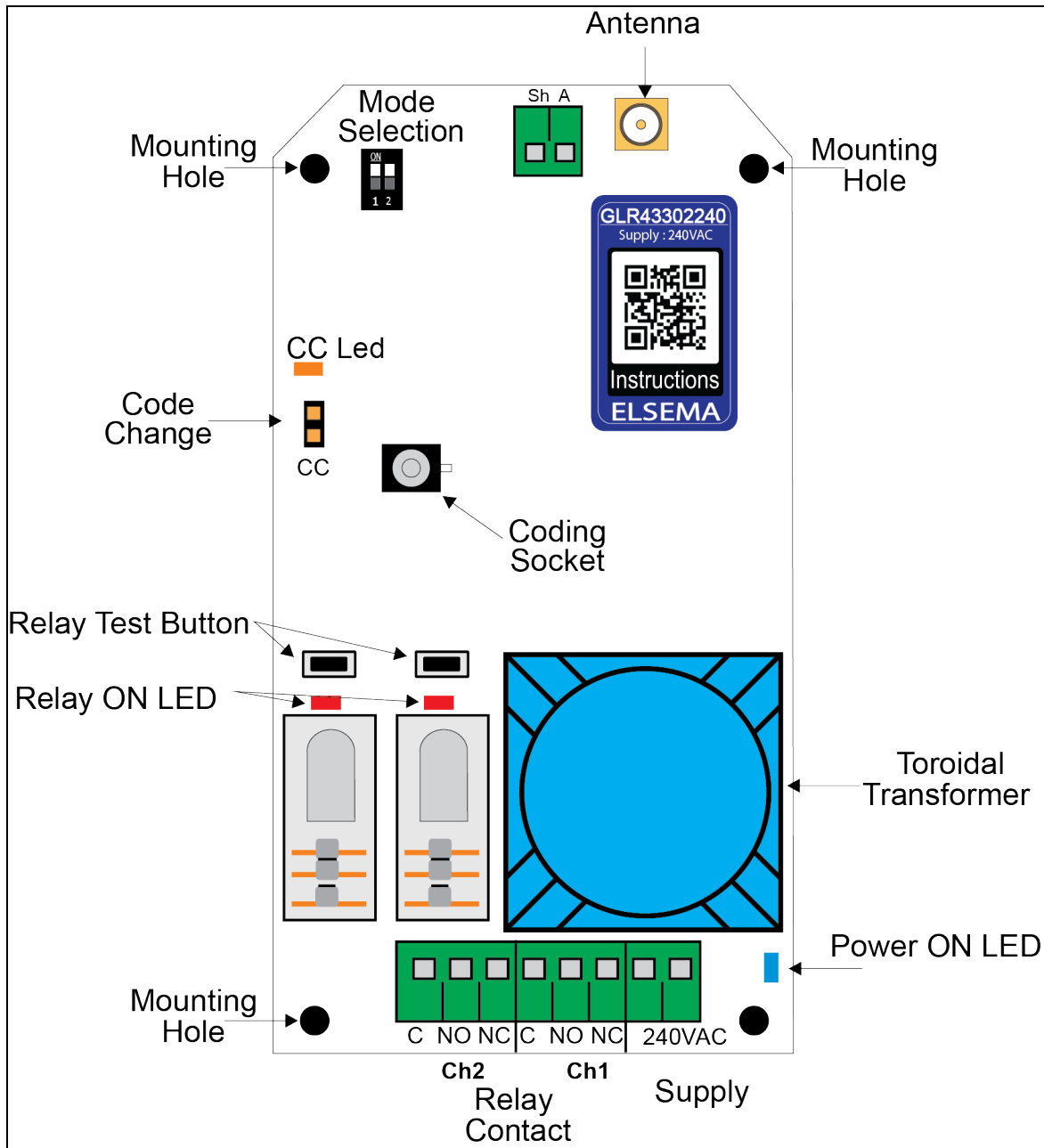
Products in the Range

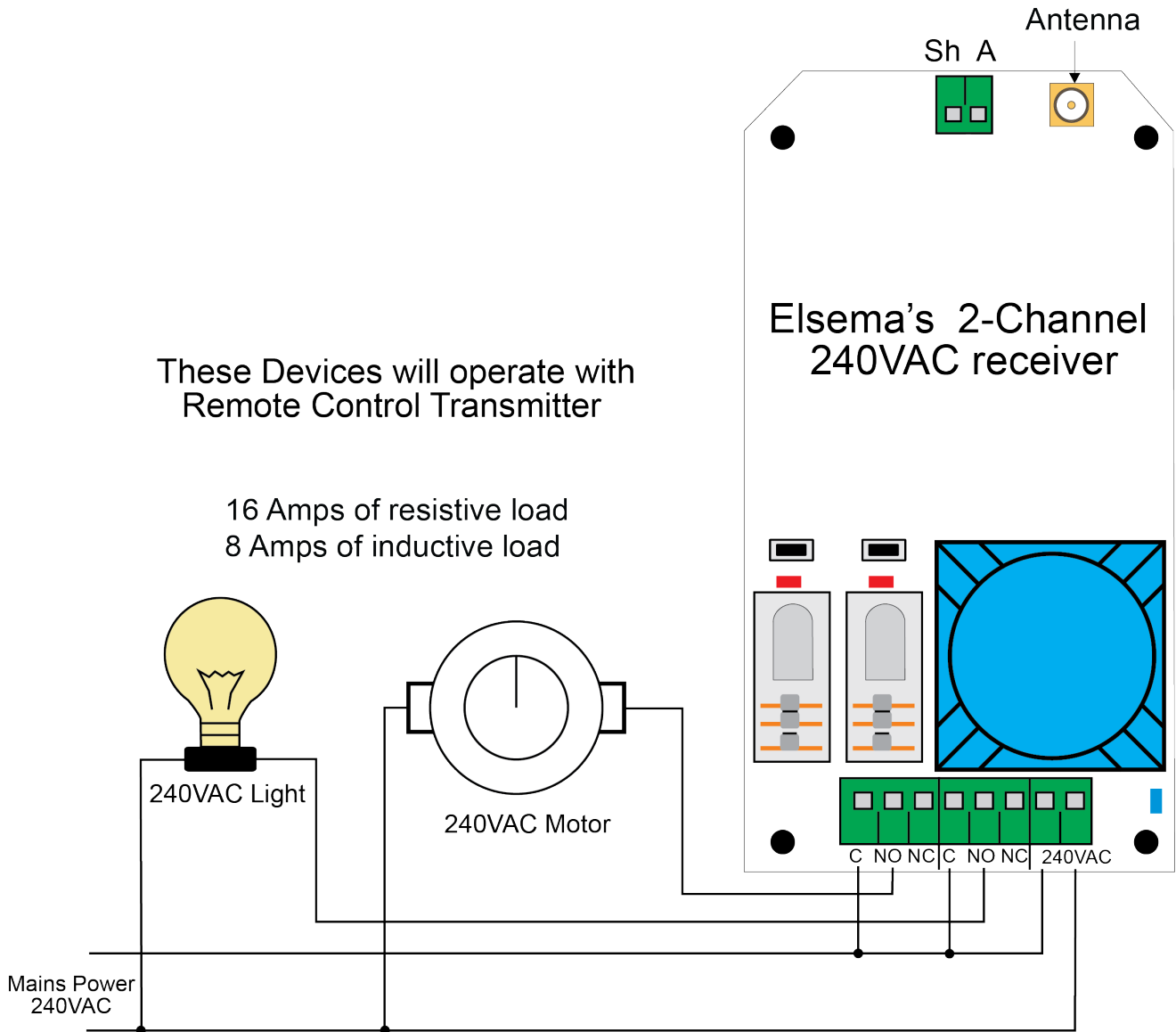
| | | | | |
|---|---|---|--|---|
|  |  |  |  |  |
| <p>GLR43301 1-Channel</p> | <p>GLR43301240 1-Channel, 240V</p> | <p>GLR43302 2-Channel</p> | <p>GLR43302240 2-Channel, 240V</p> | <p>GLR4330412 4-Channel, 12 - 24V</p> |
|  |  |  |  |  |
| <p>GLR43304240 4-Channel, 240V</p> | <p>GLR43308 8-Channel</p> | <p>GLR43308R 8-Channel Relay Output</p> | <p>GLR43302SS Receiver with 6-way female connector</p> | <p>GLR43302SST Receiver with terminal block</p> |

Technical Data

| | |
|-----------------------------|---|
| Supply Voltage | 240Volts AC Mains (110-120VAC available on request) |
| Current Consumption | 18mA, on 240V AC |
| Receiving Freq | 433.920MHz |
| Operating Temperature Range | -5 to 50°C |
| Outputs | Change over relay output, rated at 16 Amps of resistive load and up to 8 Amps of inductive load. |
| Connections | Supply, Antenna & Outputs - pluggable type terminal blocks |
| Antenna | Elsema's ANT433MHz series antennas or piece of approximately 690 mm long wire for short range applications. |
| Dimensions | 130 x 70 x 37mm |
| Mounting hole size | 3.97 mm or 5/32" |
| Useable Transmitters | All Elsema Type 433MHz GLT-... series |

Block Diagram



GLR4330240 Application**Manufactured by**

Elsema Pty Ltd
31 Tarlington Place, Smithfield
NSW 2164, Australia.
Ph: 02 9609 4668
Website: <http://www.elsema.com>