

GLR43301240

1-Channel 433MHz Gigalink, Receiver with Mains AC Supply

Features

- Supply voltage 240VAC (also available in 110-120VAC supply for international markets)
- High efficiency toroidal transformer
- High capacity output relay
- Pluggable type terminal blocks for easy installation
- Test push buttons for the relay
- Momentary, latching, timed and security latching output modes can be selected by the user.
- Optional QM150 bracket available for easy mounting to cases or walls
- Also available in an IP66 rated case for outdoor installations
- Power ON LED indicator



Applications



- Pump Control
- Long distance light control
- On/Off applications in agricultural devices
- Basic Telemetry eg. Water level indication
- Security alarm

Description

The GIGALINK™, GLR43301240 is the most advanced Remote Control technology available in the world today. GIGALINK™ is an invention that has revolutionised the entire Remote Control technology including Elsema's earlier version of FMT- ... and FMR- ... series. The GLR43301240 state-of-the-art invention brings a new dimension in the world of Remote Control technology in domestic, commercial and industrial applications.

The toroidal transformer on this receiver is 25-30% more efficient than the conventional types. It has a low operating temperature, low hum and low stray magnetic field.

Available with Options

	
<p align="center">GLR43301240 1- Channel 240VAC Supply</p>	<p align="center">GLR43301240E 1- Channel 240VAC Supply IP66 Rated enclosure</p>

Code Programming

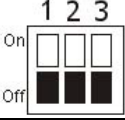



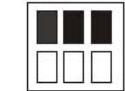
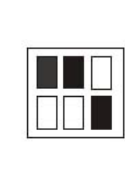

For code programming, please refer to the separate programming instructions.

When programming is completed and the GIGALINK cable is removed from the receiver-coding socket, the 3-way dip switch is used to select different output modes. This is described below.

Different Modes for the Output

3-Way DIP Switch Mode Settings

The output relay will respond in the following manner when receiving the correct signal from a transmitter

 <p>1 2 3 On Off</p>	<p>"Momentary": Relay on, only while correct signal is received</p>
	<p>"Latching": Relay alternates at every correct incoming signal</p>
	<p>"Delayed Off 1": Relay on, but delayed off for 1-10 seconds, adjustable by trimpot</p>
	<p>"Delayed Off 2": Relay on, but delayed off for 10-300 seconds, adjustable by trimpot</p>
	<p>"Security latching ": Relay will energize until supply to receiver is momentarily interrupted</p>
	<p>"On-Off": This mode requires a 2-channel Tx. Channel 1 will always energize the relay Channel 2 will always de-energize the relay <i>To use this mode you need to do channelised code programming. Do not use single code programming.</i></p>
	<p>"On-Off": This mode requires a 4-channel Tx. Channel 3 will always energize the relay Channel 4 will always de-energize the relay <i>To use this mode you need to do channelised code programming. Do not use single code programming.</i></p>

Momentary - Output is active for as long as the transmitter button is pressed.

This is a standard mode on most automatic gates or garage door openers.

Latching - Output remains active until next press of the transmitter button.

Similar to switching "on" and "off" a light.

Security Latching - Output remains active until power to the receiver is removed. Similar to security alarms and fire alarms.

Customised Software

Custom output modes can be programmed to do special functions. Call Elsema for more details.

240 AC Supply, Antenna and Relay Connections

AC power supply and relay connections are via the pluggable type terminal block. Antenna is via a two-way pluggable type terminal block. Do not connect the supply to the 2.5-mm coding socket since connection will damage the microcontroller.











Applications

The receiver output can be set to different modes which allows it to be used in many diverse applications such as automatic gates, security, timer controlled outputs and simple on/off functions etc.

Unique Code System

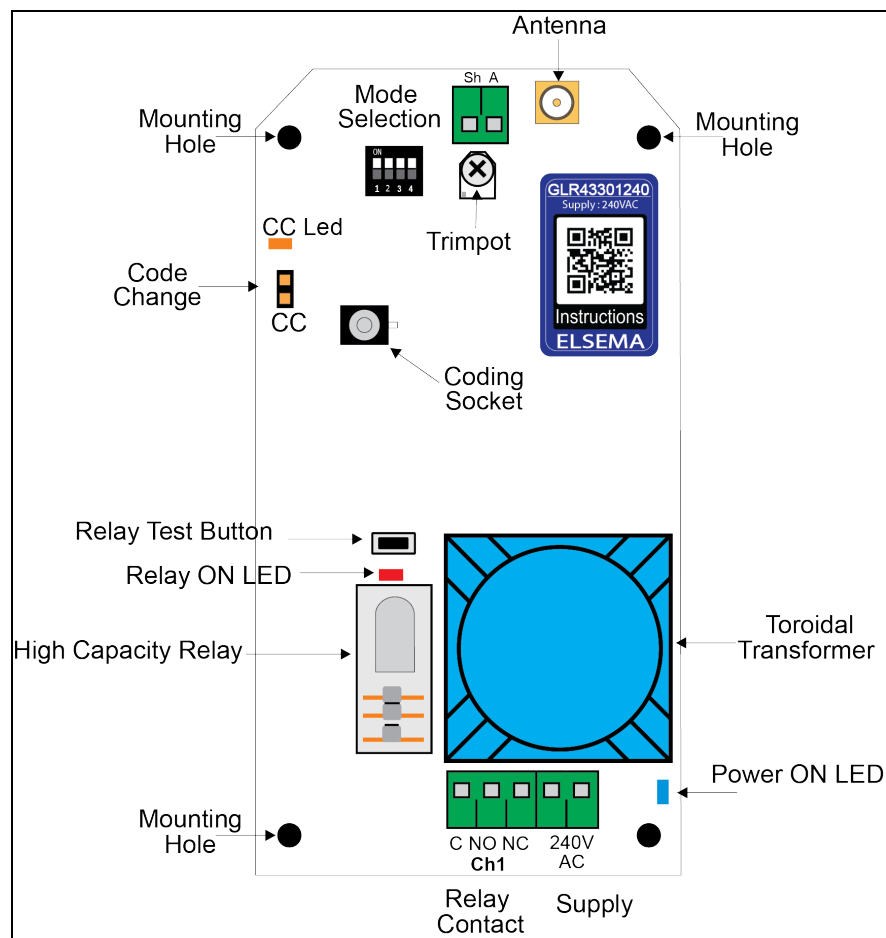
The microcontroller EEPROM allows large volume users to have a unique code. This enables Elsema to offer everyone "your own" radio control.

Products in the Range

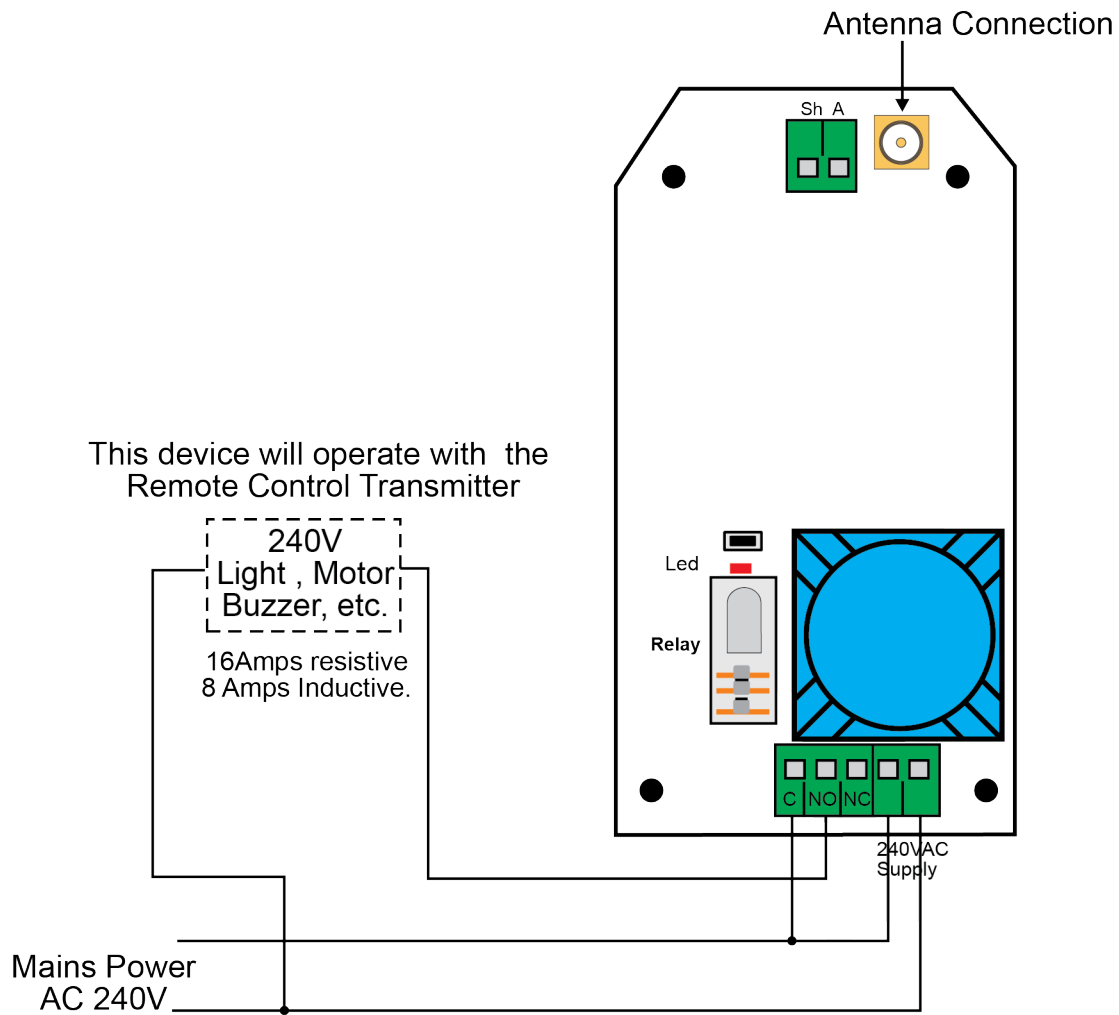
				
GLR43301 1-Channel	GLR43301240 1-Channel, 240V	GLR43302 2-Channel	GLR43302240 2-Channel, 240V	GLR4330412 4-Channel, 12 - 24V
				
GLR43304240 4-Channel, 240V	GLR43308 8-Channel	GLR43308R 8-Channel Relay Output	GLR43302SS Receiver with 6-way female connector	GLR43302SST Receiver with terminal block

Supply Voltage	240Volts AC Mains. (110-120VAC available on request)
Current Consumption	18mA, on 240V AC
Receiving Freq	433.920MHz
Operating Temperature Range	-5 to 50°C
Outputs	Change over relay output, rated at 16 Amps of resistive load and up to 8 Amps of inductive load.
Connections	Supply & Outputs - pluggable type terminal blocks
Antenna	Elsema's ANT433MHz series antennas or piece of approximately 690 mm long wire for short range applications.
Dimensions	130 x 70 x 37mm
Mounting hole size	3.97 mm or 5/32"
Useable Transmitters	All Elsema Type 433MHz GLT-... series

Block Diagram



GLR43301240 Application

**Manufactured by**

Elsema Pty Ltd
31 Tarlington Place, Smithfield
NSW 2164, Australia.
Ph: 02 9609 4668
Website: <http://www.elsema.com>